

How to get to DMI from Copenhagen Airport

Via public transportation: METRO/S-train

Direct Phone to DMI Switchboard/reception: +45 3915 7500
DMI address: DMI, Lyngbyvej 100, DK-2100 Copenhagen Ø
Web: www.dmi.dk

The cheapest way to get to DMI from Copenhagen Airport (CPH) and back is via train/metro

1) Overview:

You want to go from CPH to DMI, located by the S-train station "RYPARKEN":

The easiest (besides taking a Taxi) and cheapest is to take the METRO from CPH to the station "NØRREPORT" where you get off and change to the S-train.

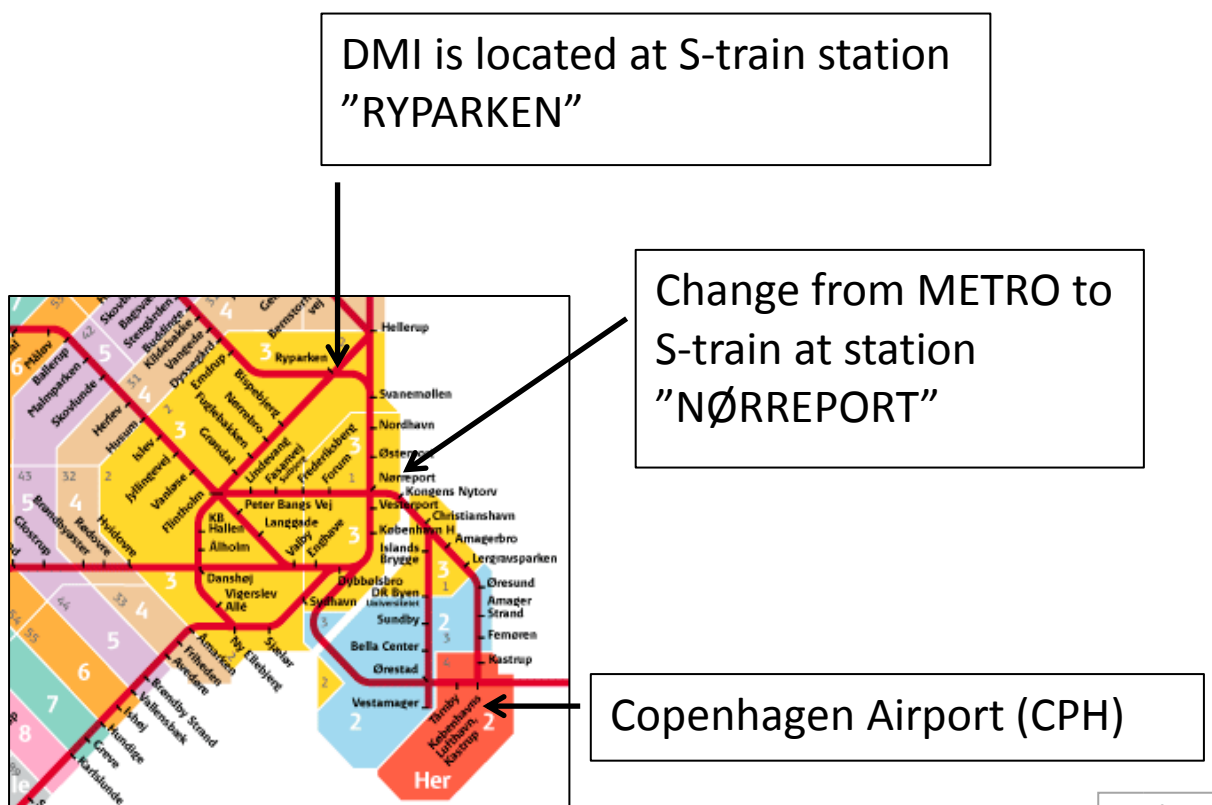
The Metro operates at 4-6 minutes intervals during the day and leaves directly from CPH.


The travel time from the CPH to "NØRREPORT" station in central Copenhagen is approx. 15 minutes.

At "NØRREPORT" station you have to change to the S-train **line A, direction "FARUM"**. Line A operates every 10 minutes and the travel time from "NØRREPORT" to "RYPARKEN" is approximately 10 minutes.

All together your journey will last around 45 minutes incl. change of train.

Leave 60 minutes for the trip incl. purchase of ticket etc.



- 2) **Landing at CPH** you will be guided to baggage claim and customs. After you have picked up your luggage you will exit through customs control to Terminal 3.
- 3) **Leaving Customs Control** – walk straight ahead – you will find at the end of Terminal 3 (and just after the DSB (Danish Railways) ticket sale and the automatic ticket machines), the stairs up to the METRO 



- 4) **Buy your METRO/TRAIN TICKET:** You need a **one way** ticket for **3 zones**

Tickets for the Metro are available at the Metro station and at the DSB ticket sales counter in CPH Terminal 3. Please note that the ticket machines do not accept notes, only coins and cards such as VISA, Mastercard.

1-way ticket (3 zones) costs 36 DKK (approximately 5 Euros)

You may use a **smartphone service**/app by sending a text info to phone number 1415 (when in Denmark) but the service might be only in Danish, so the easiest way is to get a ticket at the airport or at the ticket machine at "RYPARKEN" station (when going from DMI to CPH)

More info on tickets/journey: www.rejseplanen.dk and www.dinoffentligetransport.dk/service/for-tourists/

If you plan to use public transportation extensively during your stay or will stay for a longer period of time it may be worth buying a Citypass, www.citypass.dk/

- 5) **From CPH take the METRO line M2 towards** Vanløse/Central Copenhagen and get off at "NØRREPORT".



Main link to METRO: <http://intl.m.dk/#/>

6) At **NØRREPORT** follow the signs from the Metro platform to the S-train platform

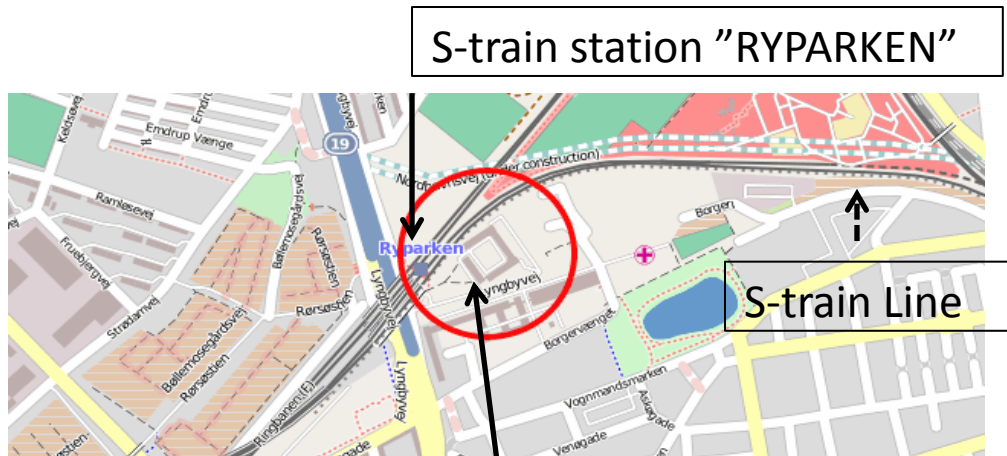


Get on S-Train **Line A**, direction **"FARUM"**

Get off at station **"RYPARKEN"** (4 stops)

7) At station **"RYPARKEN"**

At **"RYPARKEN"** station, leave the station and go to the left, and use the stairs (up) at your left, leading directly to DMI.



8) At **DMI – main entrance** – Check-in at the reception. (if the glass door is locked use the bell on the pillar/right hand side).